



Project: _____ TYPE: _____

- 4 Channel system
- RGB mixing with a dedicated white chip and factory available CCT: 2700K, and 3000K
- Addressable LED pixels segments, suitable for stage, entertainment and architectural applications
- 28 LEDs per foot
- 3 Pixels per foot for color changing effect, suitable for media display
- 3.94" Cutting increments
- 3M VHB double sided tape on the back
- 24VDC input voltage
- Includes Tivoli's eXo shield coating
- Factory soldered lead wire
- Standard IP54 damp rated and IP67 wet location available
- Multiple mounting channel options
- Low lead times
- 4oz. Copper Trace
- 5 Year warranty

Dimensions



Order Specification Guide

PRODUCT CODE	VERSION	INSTALL	LED TYPE	*INSTALL	VOLTAGE
TPLFS	PX	I			24
TPLFS = Fuse Tape	PX = Pixel	I = Indoor	RGB27 = RGB+2700K RGB30 = RGB+3000K	MR = Max Run	24 = 24V DC

* Optional - Leave blank if not needed

Note: A layout/drawing must accompany each order showing run length and location

Note: Runs with LEAD-C are rounded **up** to next cut interval (unless otherwise specified)

Note: Runs with LEAD-D are rounded **down** to next cur interval (unless otherwise specified)

Specification

Output								
Kelvin Temperature	Red	Green	Blue	RGB	2700K	RGB+27	3000K	RGB+30
Lumens/ft	57.1	118	27.2	200	CF	CF	123	322
Efficacy (Lm/W)	33	72	16	51	CF	CF	69	63
CRI	n/a	n/a	n/a	25	CF	CF	92.6	45.4
Wavelength	628	518	456	n/a	CF	CF	n/a	n/a
Measured Power W/ft	1.8	1.6	1.7	3.9	CF	CF	1.8	5.1
Listed Power W/ft.	5.1							
Max Run	18'							

CF = Call Factory for information

n/a = Not Applicable

Electrical	
Input Voltage	24V DC
Control System	DMX
Control IC#	SM18522PS
Address Setting	Auto
Physical	
Dimensions	0.472 (12mm)
LED	5050 4 in 1 chip
Cut Increment	3.94" (100mm)
LED/ft	21
Copper Trace	3 OZ
Adhesive	3M VHB Tape
Operating Temperature	-40°C to 60°C (-40°F to 140°F)
Certification and Testing	
Certification	cULus
Environment	Damp Location
IP Rating	IP54 (Conformally Coated)
Warranty	5 years

Power Leads and Jumpers (Installed by Tivoli's certified solderers)



TPL-I-LEAD-5-C
LEAD/END
24" standard 5 conductor
22AWG lead wire factory
attached to one end of tape



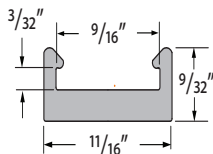
TPL-I-LEAD-5-D
LEAD/LEAD
24" standard 5 conductor
22AWG lead wire factory
attached to both ends of tape



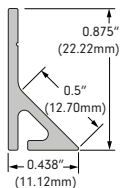
TPL-I-XEP-5
EXTRA LEAD WIRE
Additional factory attached
22AWG lead 5 wire to extend
lengths of LEAD-C and LEAD-D
up to 20 ft. max
Sold per foot

Compatible Extrusions

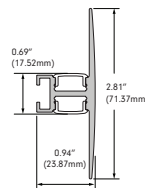
■ Fits 12mm Snap Connector



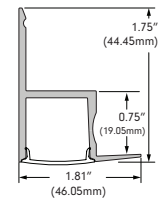
MCHAN-8-LP
Low profile NO LENS OPTION
clear polycarbonate, length 8'



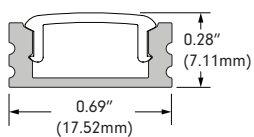
TPL-I-45-MCH-8-S
White PVC, 45° NO LENS
length 8'



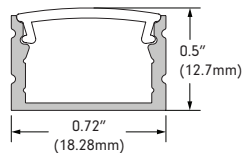
DWAR-CHAN-SLV-6.5
Anodized Aluminum Extrusion,
available in 6.5' lengths



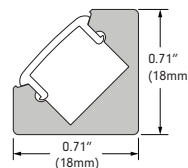
EDGE-CHAN-SLV-6.5
Anodized Aluminum Extrusion,
available in 6.5' lengths



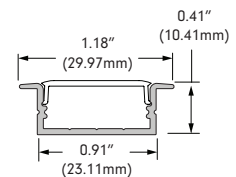
MINI-CHAN-SLV-6.5
Anodized Aluminum Extrusion,
available in 6.5' lengths



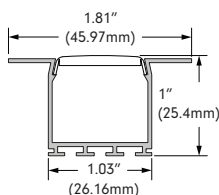
MOFT-CHAN-SLV-6.5
Anodized Aluminum Extrusion,
available in 6.5' lengths



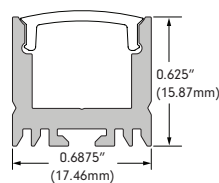
DYER-CHAN-SLV-6.5
Anodized Aluminum Extrusion,
available in 6.5' lengths



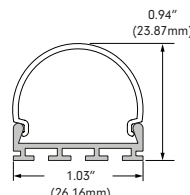
WRNR-CHAN-SLV-6.5
Anodized Aluminum Extrusion,
available in 6.5' lengths



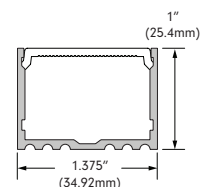
NOYS-CHAN-SLV-6.5
Anodized Aluminum Extrusion,
available in 6.5' lengths



VALN-CHAN-SLV-6.5
Anodized Aluminum Extrusion,
available in 6.5' lengths

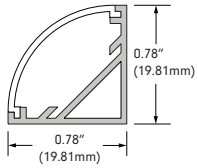


DOME-CHAN-SLV-6.5
Anodized Aluminum Extrusion,
available in 6.5' lengths

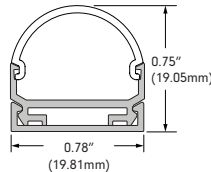


ALTN-CHAN-SLV-6.5
Anodized Aluminum Extrusion,
available in 6.5' lengths

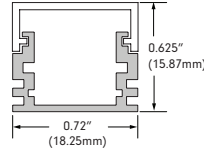
Compatible Extrusions



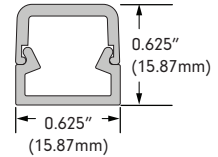
MRSI-CHAN-SLV-6.5
Anodized aluminum extrusion available in 6.5' length



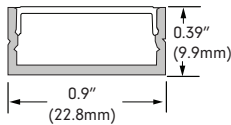
HRIZ-CHAN-SLV-6.5
Anodized aluminum extrusion available in 6.5' length



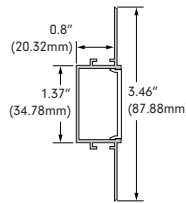
ASTR-CHAN-SLV-6.5
Anodized aluminum extrusion available in 6.5' length



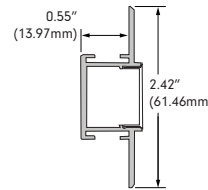
INF-X-CHAN-8
X = C (clear), F (frosted)
PC extrusion, available in 8' lengths



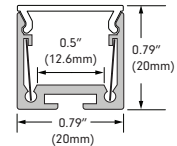
COTA-CHAN-SLV-6.5
Anodized Aluminum Extrusion, available in 6.5' lengths



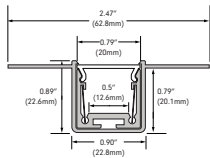
CARU-CHAN-SLV-6.5
Anodized aluminum extrusion, available in 6.5' lengths



HAYS-CHAN-SLV-6.5
Anodized Aluminum Extrusion, available in 6.5' lengths

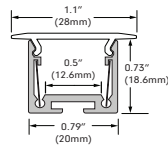


DUET-04-CHAN-XXX-6.5
Aluminum extrusion 6.5' Length



DUET-04-CHAN-M-6.5
Mud-In PC fire-proof extrusion 6.5' Length


Note: DUET-04-CHAN-SLV-6.5 and DUET-04-CHAN-M-6.5 are required for mud-in application



DUET-04-CHAN-SLV-6.5
Anodized aluminum extrusion available in 6.5' length

Note: DUET-04-CHAN-SLV-6.5 and DUET-04-LNS-R-XXX-6.5 are required for recessed application

Controls



TVOQ-10-XX-7
XX = BK (Black), WH (White)



TVOQ-2-BK
Black



ARTNET-S-8-512
8 port universe Artnet to DMX interface, 4096 DMX channels Programmable for playback and live support (Online or Offline option)

Network Hardware




MDRX-LUNA-XX
XX = 04, 08, 16 (ports)
 MADRIX Luna 4, 8, 16 port
 universe Artnet to DMX
 interface 16 port 8192, 8
 port 4096, 4 port 2048 DMX
 channels



ARTNET-L-XX-512
XX = 8, 16 (ports)
 8 or 16 port universe Artnet to
 DMX interface,
 16 port 8192 DMX channels
 8 port 4096 DMX channels

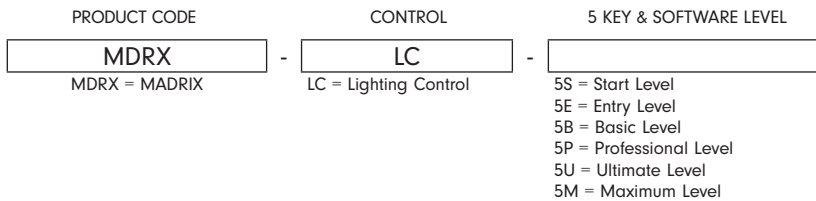


NTG-SWI-XXPT
XX = 8 (8 Port), **16** (16 Port)
 NETGEAR 16-Port gigabit
 Unmanaged Switch



DMX-SPLT-8
 DMX Splitter
 8 ports of DMX 512, RJ45 and
 3-pin Hardwire Connection

Key & Software Levels



MADRIX KEY

A USB dongle unlocks the software’s full output. You can freely switch between different PCs as it is not bound to a specific one. It only needs to be activated online once.

MADRIX 5 LICENSE UPGRADES

You can easily upgrade your MADRIX 5 KEY to any higher license at any time, increasing the available output.

Level	START	ENTRY	BASIC	PROFESSIONAL	ULTIMATE	MAXIMUM
MADRIX 5 Order Code	MDRX-LC-5S	MDRX-LC-5E	MDRX-LC-5B	MDRX-LC-5P	MDRX-LC-5U	MDRX-LC-5M
DMX-Based Output						
DMX Channels	1,024	4,096	16,384	65,536	262,144	1,048,576
DMX Universe Example	2	8	32	128	512	2,048
RGB Voxels Example	341	1,365	5,461	21,845	87,381	349,525
DVI-Based Output						
DVI Voxels	4,096	16,384	262,144	1,048,576	2,097,152	2,097,152
Render Resolution (Pixel x Pixel)	64 x 64	128 x 128	512 x 512	1,024 x 1,024	2,048 x 1,024	2,048 x 1,024

Power Supplies

INFINITY - MLV / ELV / 0-10V / PWM / TRIAC

DESCRIPTION	CAT NO	APPLICATION	PRIMARY VOLTAGE	SECONDARY VOLTAGE	CIRCUIT BREAKERS	MAX LOAD	MIN LOAD	CIRCUIT CAPACITY
Infinity Series Class 2 Transformer	INF-J-30-1-1.3-24	Indoor / Outdoor	100 - 277V AC	24V DC	1	30W	3W	1.3A
	INF-J-60-1-2.5-24				1	60W	6W	2.5A
	INF-J-96-1-4-24				1	96W	9W	4A
	INF-J-192-2-4-24				2	2x96W	2x9W	2x4A
	INF-J-288-3-4-24				3	3x96W	3x9W	3x4A

ADUL/ADNM - NON DIMMING

DESCRIPTION	CAT NO	APPLICATION	PRIMARY VOLTAGE	SECONDARY VOLTAGE	CIRCUIT BREAKERS	MAX LOAD	CIRCUIT CAPACITY
ADUL/ADNM Series Class 2 Transformer	ADNM-90-1-4-24-D	Indoor/Outdoor	100-277V AC 50/60 HZ	24V DC	1	90W	3.75A
	ADUL-120-1-4-24-D	Indoor			1	96W	4A
	ADUL-240-2-4-24-D	Indoor			2	2x96W	2x4A
	ADUL-320-3-4-24-D	Indoor			3	3x96W	3x4A